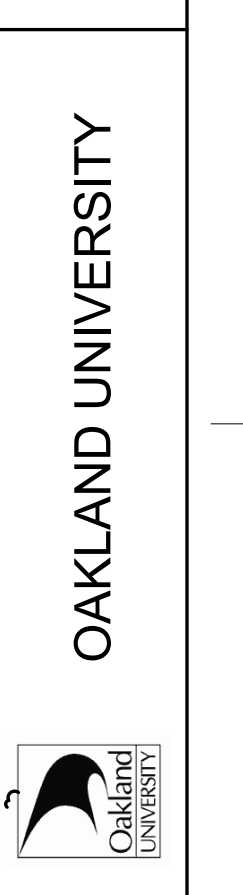


ROOM SCHEDULE LEVEL 03 AREA 3	
NUMBER	NAME
396	MECHANICAL
398	STAIR #3

STATE OF MICHIGAN
 DEPARTMENT OF TECHNOLOGY, MANAGEMENT AND BUDGET
 FACILITIES AND BUSINESS SERVICES ADMINISTRATION
 DESIGN AND CONSTRUCTION DIVISION
 ROBERT C. HALL, EA, NCARB, DIRECTOR



SMITHGROUP JJR
 ARCHITECTS
 1000 EAST 12TH AVENUE
 SUITE 200
 DENVER, CO 80202

ENGINEERING CENTER
 LEVEL 03 - AREA 3 FLOOR PLAN

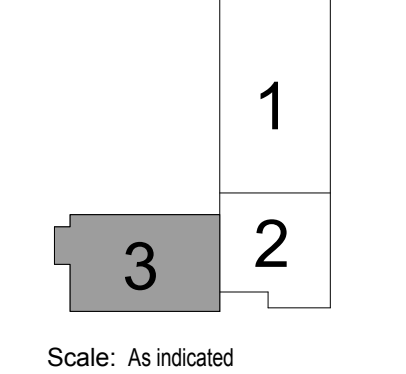
FIRE RATING LEGEND

- 1 HOUR RATED FIRE BARRIER WALL
- 2 HOUR RATED FIRE BARRIER WALL
- 3 HOUR RATED FIRE WALL
- SMOKE BARRIER WALL

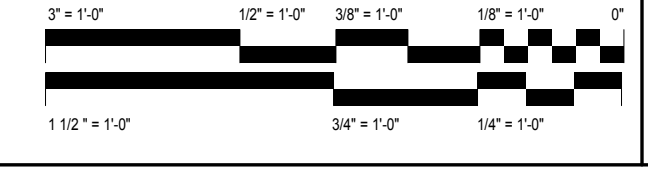
SHEET NOTES

- 1 REFER TO THE 'A7' SERIES SHEETS FOR PARTITION TYPES SHOWN ON ENLARGED FLOOR PLANS
- 2 PARTITIONS ARE CENTERED ON COLUMN LINES OR WINDOW MULLIONS UNLESS DIMENSIONED OTHERWISE.
- 3 ALL PARTITIONS ARE TYPE A03C UNLESS NOTED OTHERWISE OR AS INDICATED ON ENLARGED FLOOR PLANS
- 4 REFER TO THE A0.1 SERIES SHEETS FOR ARCHITECTURAL GENERAL NOTES, DRAWING, REFERENCE AND MATERIAL SYMBOLS, ABBREVIATIONS, AS WELL AS DIMENSIONING CONVENTIONS USED ON THIS DRAWING.
- 5 FOR BASIC LIFE SAFETY AND CODE INFORMATION APPLYING TO THIS PROJECT, REFER TO THE G2 SERIES SHEETS
- 6 REFER TO THE A3 SERIES SHEETS FOR THE REFLECTED CEILING PLANS
- 7 REFER TO THE A9.2 SERIES SHEETS FOR PARTITION SYSTEMS TYPES AND DETAILS.
- 8 REFER TO THE A9.3 SERIES SHEETS FOR THE INTERIOR OPENING SCHEDULE(S), TYPES, AND DETAILS.
- 9 REFER TO THE 'AF' SERIES SHEETS FOR INTERIOR FURNITURE INFORMATION "FOR REFERENCE ONLY"
- 10 REFER TO THE 'AI' SERIES SHEETS FOR INTERIOR FURNISHING INFORMATION.
- 11 REFER TO THE 'AO' SERIES SHEETS FOR EQUIPMENT INFORMATION.

Key Plan



Scale: As indicated



SHEET NO.	IDENTIFICATION NO.	ISSUED FOR		DATE	DESIGNED	DRAWN	CHECKED	APPROVED
		PRELIMINARY	CONSTRUCTION					
A2.3.3	FILE NO. 33211155.PE04 FIRE SAFETY NO. 117088 OU PROJECT NO. 70484 SG PROJECT NO. 22645.000	<input type="checkbox"/>	<input type="checkbox"/>					